


# Happy Pi Day 3-14-15



Enjoy Pi Day with these 7 Activities

Nancy Norem Powell 3-14-15


☺ <http://SmartBoardSmarty.wikispaces.com>

Lake County Users' Group 3-14-15


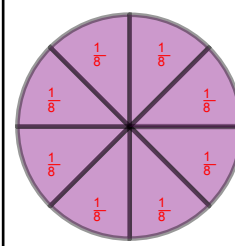
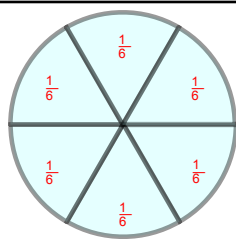
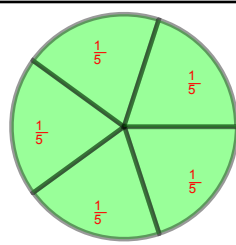
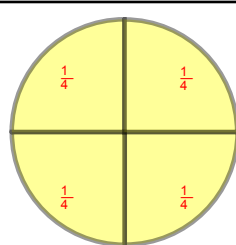
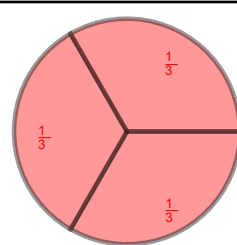
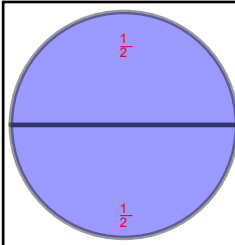
Guides for activities - these are only guides and you know your students and whether or not the activities are suited for them. Enjoy!












Look for this picture on pages for the students in grades K-6.




Look for this picture on pages for students in grades 7 and up.



#1 Make a  with different sized pieces


	=							
	=							
	=							
	=							
	=							
	=							
	=							
	=							

Then drag pieces into the table to record your answers.



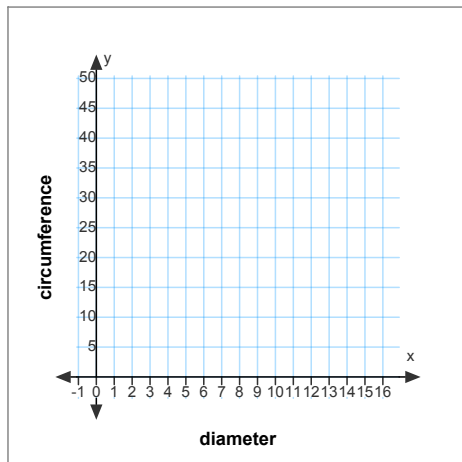
3.141592653589793238462643383279502884197169399375105820974944592307816406286208998628034825342117067982148086513282306647093

Fractions of a pie



3.14159265358979323846264338327950288419716939937510582097494459230781640628620899862803482534211706798214808651328230664709384

#2 Graph Circumference as a function of diameter of circular objects



diameter	circumference

Pi as slope



3.141592653589793238462643383279502884197169399375105820974944592307816406286208998628034825342117067982148086



## #3 Where is your Birthday in Pi?

Visit this website & find out!

### Where is your Birthday in PI?

Enter your "birthday" (e.g., 22069)

This document will tell you where in PI your birthday first occurs..

E.G., If you were born Feb 20th 1969 search for:

22069

Note: No spaces... (you can also search for 2201969, but, that is less likely...)

For those that dont remember, PI is the big(\*) number that begins with three.

Thanks to [Arthur Bebak](mailto:arthur@msm.com) (arthur@msm.com) for the idea...

\* It has been brought to my attention that PI is not really all that "big", per se -- 4 being given as an example of a number bigger than PI. I could argue that PI is bigger than an infinite number of numbers (-5 for example) but, in truth, that is kinda wimpy and misleading. It turns out that when I was thinking "big" I was thinking of all the space that was used when writing PI down. The stack of papers required to write down PI is much bigger than the stack to write down 1 million. All that said doesn't take away the fact that there was actual confusion regarding the statement of PI being a big number -- therefore, you should ignore that I called PI the big number that begins with three and instead consider PI to be the really long number that begins with three.

Mar 13-1:16 AM



3.141592653589793238462643383279502884197169399375105820974944592307816406286208998628034825342117067982148086513282306647093

## #4 Paper Chain of pi



Choose different colored paper for each digit 0-9 and a different color for the decimal point.

Make a paper chain that represents the digits of pi. Need to look them up? Check this website for a million digits of pi:

<http://www.piday.org/million/>

Make it even more fun by displaying the final chain in a circular spiral.

**Challenge:** Have a contest and find the student who can recite the most digits of pi.

Mar 13-2:04 AM

Mar 13-1:56 AM

Mar 13-1:43 AM



3.141592653589793238462643383279502884197169399375105820974944592307816406286208998628034825342117067982148086513282

#7 Enjoy a piece of pie or a moon pie or a whoopie pie ... of course!



[Directions on how to make this pie from Pillsbury](#)




Mar 13-1:43 AM

## Create Activities for Your SMART™ Board, 2nd Edition

Discounts are available for multiple books.

Become a Friend of **Visions Technology** on Facebook and find notifications of more free Notebook files to download.

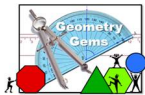
<http://www.toolsforteachers.com/home/vtc/create-activities-for-your-smart-board>



Resources for SMART™ Board users  
<http://smartboardsmarty.wikispaces.com/>



Resources for your SMART™ Board lessons  
<http://resourcegarden.wikispaces.com/>



Resources for your SMART™ Board Geometry lessons  
<http://GeometryGems.wikispaces.com/>



Resources for your SMART™ Board Math lessons  
<http://GreenApples.wikispaces.com/>

For even more resources...

Follow me on **twitter**:

@NAPmath

<https://twitter.com/NAPmath>



My **blog**:

<http://napmath.wordpress.com/>



<http://pinterest.com/napmath/>